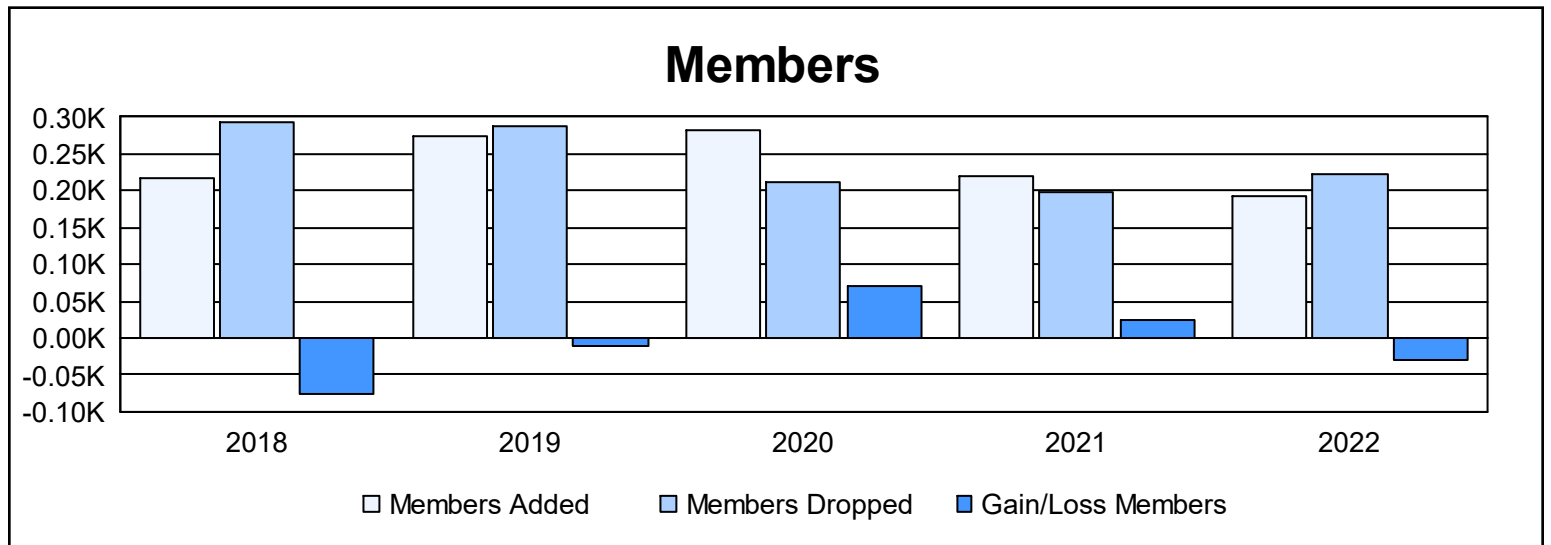
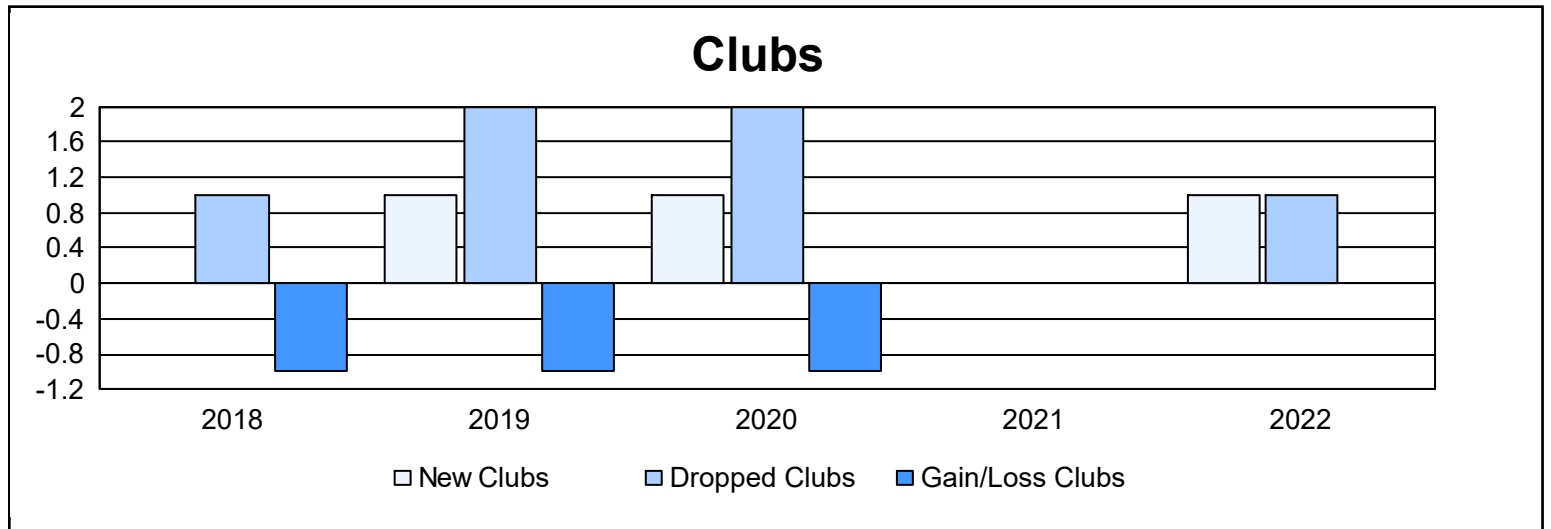
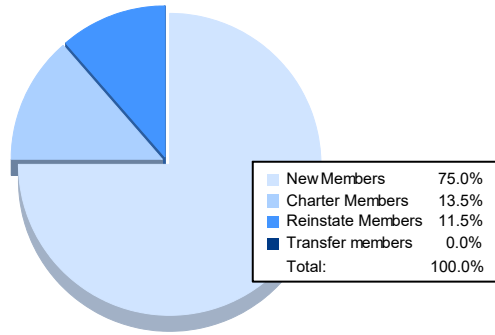


Year	New Clubs	Dropped Clubs	Gain/ Loss Clubs	New Members	Charter Members	Reinstate Members	Transfer Members	Total Member Added	Total Members Dropped	Gain/ Loss Members
2017-2018	0	1	-1	184	0	33	0	217	293	-76
2018-2019	1	2	-1	222	39	14	0	275	287	-12
2019-2020	1	2	-1	248	31	3	0	282	212	70
2020-2021	0	0	0	214	2	3	2	221	197	24
2021-2022	1	1	0	144	26	22	0	192	223	-31
<b>Average</b>	<b>1</b>	<b>1</b>	<b>-1</b>	<b>202</b>	<b>20</b>	<b>15</b>	<b>0</b>	<b>237</b>	<b>242</b>	<b>-5</b>



### Membership Composition June 2022 Cumulative



### Gender Composition June 2022 Cumulative

